



Det Kongelige Danske Kunstakademi
Kunstakademiets Arkitektskole

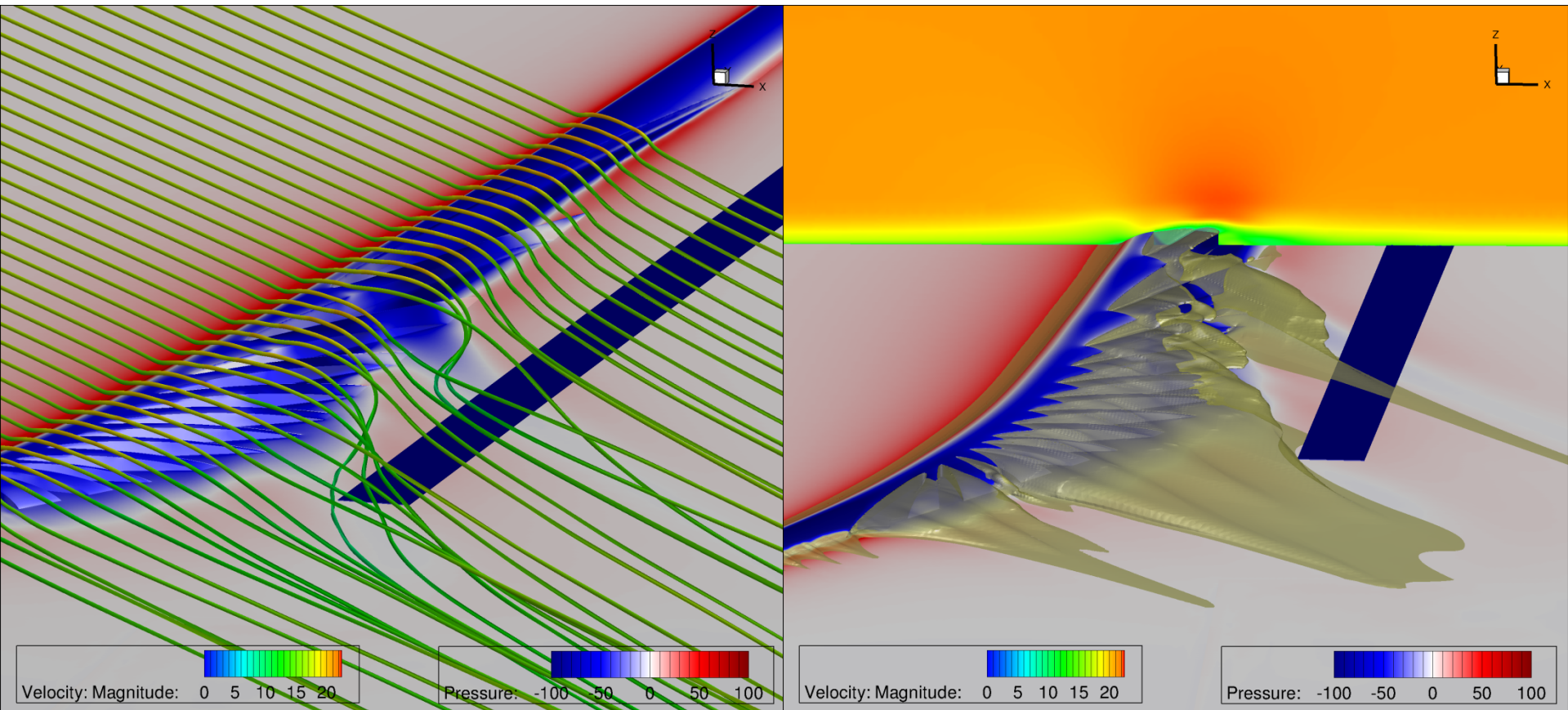
CITA Centre for Information Technology and Architecture // <http://cita.karch.dk>




Picture : Bentley Smart Geometry Workshop 2008 Martin Krcha



suckerpunchdaily.com | Peter Vikar | Die Angewandte



WIndSimulation on competition proposal by cdm, cita, tu delft, tu berlin



Projects by Evan Douglis


Image Information  Numerical Data

14	13	13	13	13	12	12	12	11	11	11	11	11	12	12	12	12	13	13	13	14	14
14	14	13	13	13	12	12	12	11	11	11	11	11	12	12	12	12	13	13	13	14	14
14	14	13	13	13	12	12	12	12	11	11	11	12	12	12	12	13	13	13	13	14	14
14	14	13	13	13	12	12	12	12	12	12	12	12	12	12	12	13	13	13	13	14	14
14	14	13	13	13	13	12	12	12	12	12	12	12	12	12	13	13	13	13	14	14	14
14	14	14	13	13	13	13	12	12	12	12	12	12	12	12	13	13	13	13	14	14	14
14	14	14	14	13	13	13	13	13	12	13	13	13	13	13	13	13	13	14	14	14	14
14	14	14	14	14	13	13	13	13	13	13	13	13	13	13	13	13	14	14	14	14	15
15	14	14	14	14	14	13	13	13	13	13	13	13	13	13	14	14	14	14	14	14	15
15	15	14	14	14	14	14	14	14	13	13	13	14	14	14	14	14	14	14	14	14	15
15	15	15	14	14	14	14	14	14	14	14	14	14	14	14	14	14	14	14	15	15	15
15	15	15	15	14	14	14	14	14	14	14	14	14	14	14	14	14	14	15	15	15	15
15	15	15	15	15	15	15	15	14	14	14	14	14	14	14	14	14	15	15	15	15	15
15	15	15	15	15	15	15	15	15	15	15	15	15	15	15	15	15	15	15	15	15	15
15	15	15	15	15	15	15	15	15	15	15	15	15	15	15	15	15	15	15	15	15	15
15	15	15	15	15	15	15	15	15	15	15	15	15	15	15	15	15	15	15	15	15	15
15	15	15	15	15	15	15	15	15	15	15	15	15	15	15	15	15	15	15	15	15	15
15	15	15	15	15	15	15	15	15	15	15	15	15	15	15	15	15	15	15	15	15	15
15	15	15	15	15	15	15	15	15	15	15	15	15	15	15	15	15	15	15	15	15	15
15	15	15	15	15	15	15	15	15	15	15	15	15	15	15	15	15	15	15	15	15	15
15	15	15	15	15	15	15	15	15	15	15	15	15	15	15	15	15	15	15	15	15	15
15	15	15	15	15	15	15	15	15	15	15	15	15	15	15	15	15	15	15	15	15	15
15	15	15	15	15	15	15	15	15	15	15	15	15	15	15	15	15	15	15	15	15	15
15	15	15	15	15	15	15	15	15	15	15	15	15	15	15	15	15	15	15	15	15	15
15	15	15	15	15	15	15	15	15	15	15	15	15	15	15	15	15	15	15	15	15	15
15	15	15	15	15	15	15	15	15	15	15	15	15	15	15	15	15	15	15	15	15	15
15	15	15	15	15	15	15	15	15	15	15	15	15	15	15	15	15	15	15	15	15	15
15	15	15	15	15	15	15	15	15	15	15	15	15	15	15	15	15	15	15	15	15	15
15	15	15	15	15	15	15	15	15	15	15	15	15	15	15	15	15	15	15	15	15	15


Gradient Map as Distribution pattern

Excel Translation of Greyvalues

14	13	13	13	13	12	12	12	11	11	11	11	11	11	12	12	12	12	13	13	13	14	14
14	14	13	13	13	12	12	12	11	11	11	11	11	11	12	12	12	12	13	13	13	14	14
14	14	13	13	13	12	12	12	12	11	11	11	12	12	12	12	13	13	13	13	14	14	14
14	14	13	13	13	13	12	12	12	12	12	12	12	12	12	12	13	13	13	13	14	14	14
14	14	14	13	13	13	13	12	12	12	12	12	12	12	12	13	13	13	13	14	14	14	14
14	14	14	14	13	13	13	13	13	13	13	12	13	13	13	13	13	13	13	14	14	14	14
14	14	14	14	14	13	13	13	13	13	13	13	13	13	13	13	13	13	14	14	14	14	15
15	14	14	14	14	14	13	13	13	13	13	13	13	13	13	14	14	14	14	14	14	15	15
15	15	14	14	14	14	14	14	14	14	13	13	13	14	14	14	14	14	14	14	14	15	15
15	15	15	14	14	14	14	14	14	14	14	14	14	14	14	14	14	14	14	14	15	15	15
15	15	15	15	14	14	14	14	14	14	14	14	14	14	14	14	14	14	14	14	15	15	15
15	15	15	15	15	15	15	14	14	14	14	14	14	14	14	14	15	15	15	15	15	15	15
15	15	15	15	15	15	15	15	15	15	15	15	15	15	15	15	15	15	15	15	15	15	15
15	15	15	15	15	15	15	15	15	15	15	15	15	15	15	15	15	15	15	15	15	15	15
15	15	15	15	15	15	15	15	15	15	15	15	15	15	15	15	15	15	15	15	15	15	15
15	15	15	15	15	15	15	15	15	15	15	15	15	15	15	15	15	15	15	15	15	15	15
15	15	15	15	15	15	15	15	15	15	15	15	15	15	15	15	15	15	15	15	15	15	15
15	15	15	15	15	15	15	15	15	15	15	15	15	15	15	15	15	15	15	15	15	15	15
15	15	15	15	15	15	15	15	15	15	15	15	15	15	15	15	15	15	15	15	15	15	15
15	15	15	15	15	15	15	15	15	15	15	15	15	15	15	15	15	15	15	15	15	15	15
15	15	15	15	15	15	15	15	15	15	15	15	15	15	15	15	15	15	15	15	15	15	15
15	15	15	15	15	15	15	15	15	15	15	15	15	15	15	15	15	15	15	15	15	15	15
15	15	15	15	15	15	15	15	15	15	15	15	15	15	15	15	15	15	15	15	15	15	15
15	15	15	15	15	15	15	15	15	15	15	15	15	15	15	15	15	15	15	15	15	15	15
15	15	15	15	15	15	15	15	15	15	15	15	15	15	15	15	15	15	15	15	15	15	15
15	15	15	15	15	15	15	15	15	15	15	15	15	15	15	15	15	15	15	15	15	15	15
15	15	15	15	15	15	15	15	15	15	15	15	15	15	15	15	15	15	15	15	15	15	15
15	15	15	15	15	15	15	15	15	15	15	15	15	15	15	15	15	15	15	15	15	15	15
15	15	15	15	15	15	15	15	15	15	15	15	15	15	15	15	15	15	15	15	15	15	15
15	15	15	15	15	15	15	15	15	15	15	15	15	15	15	15	15	15	15	15	15	15	15




T15




T14




T13




T12



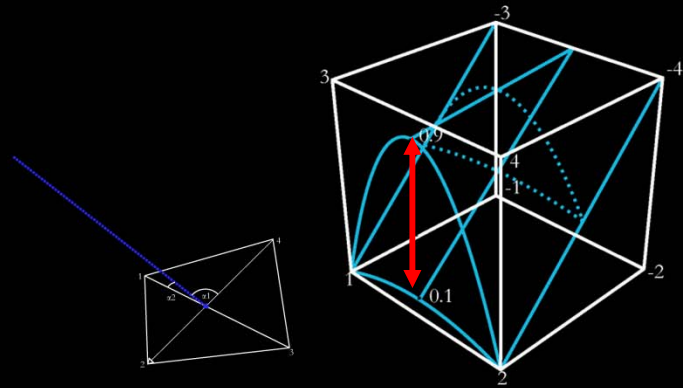
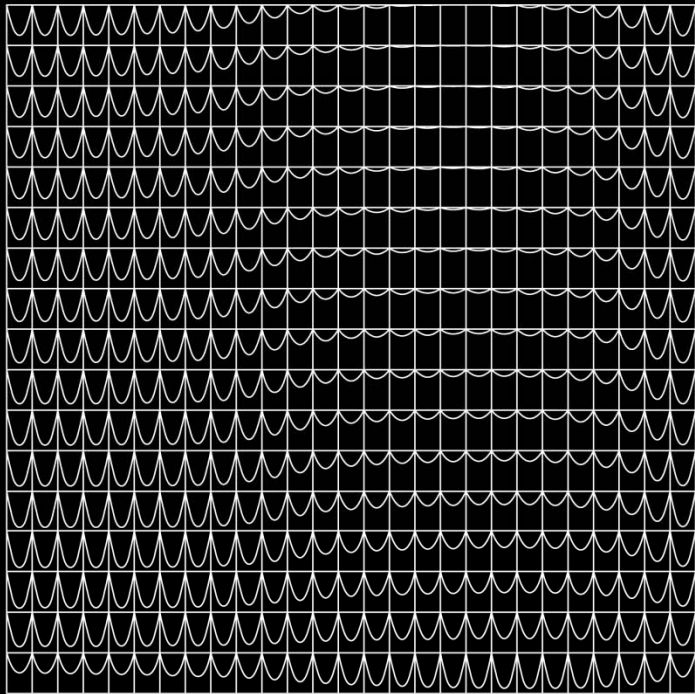


T11






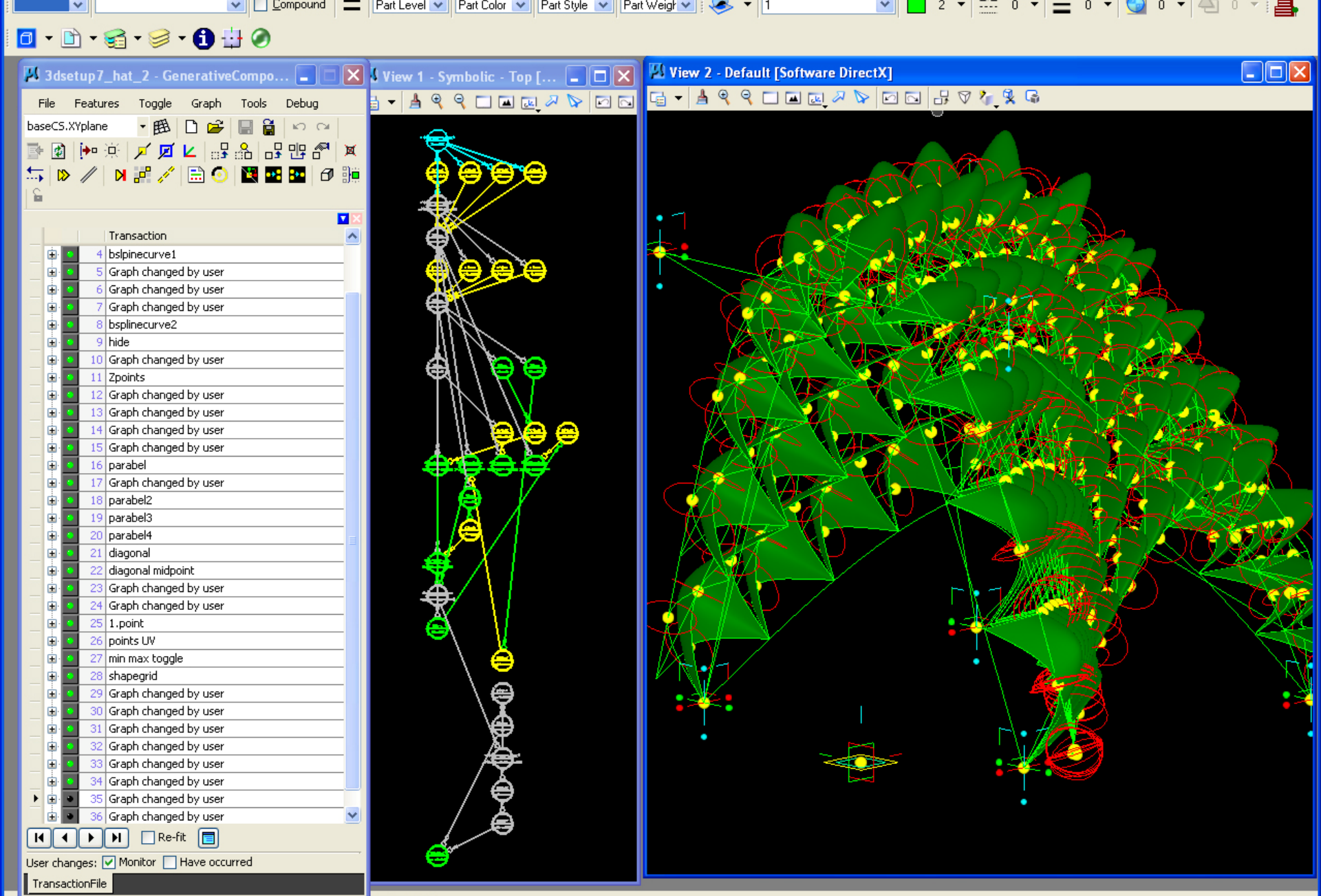
Tiling distribution on Demonstrator Surface
by PHD Norbert Palz (CITA)



Performance - Analytical Data drives the Component Configuration
by PHD Norbert Palz (CITA)

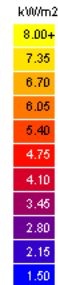
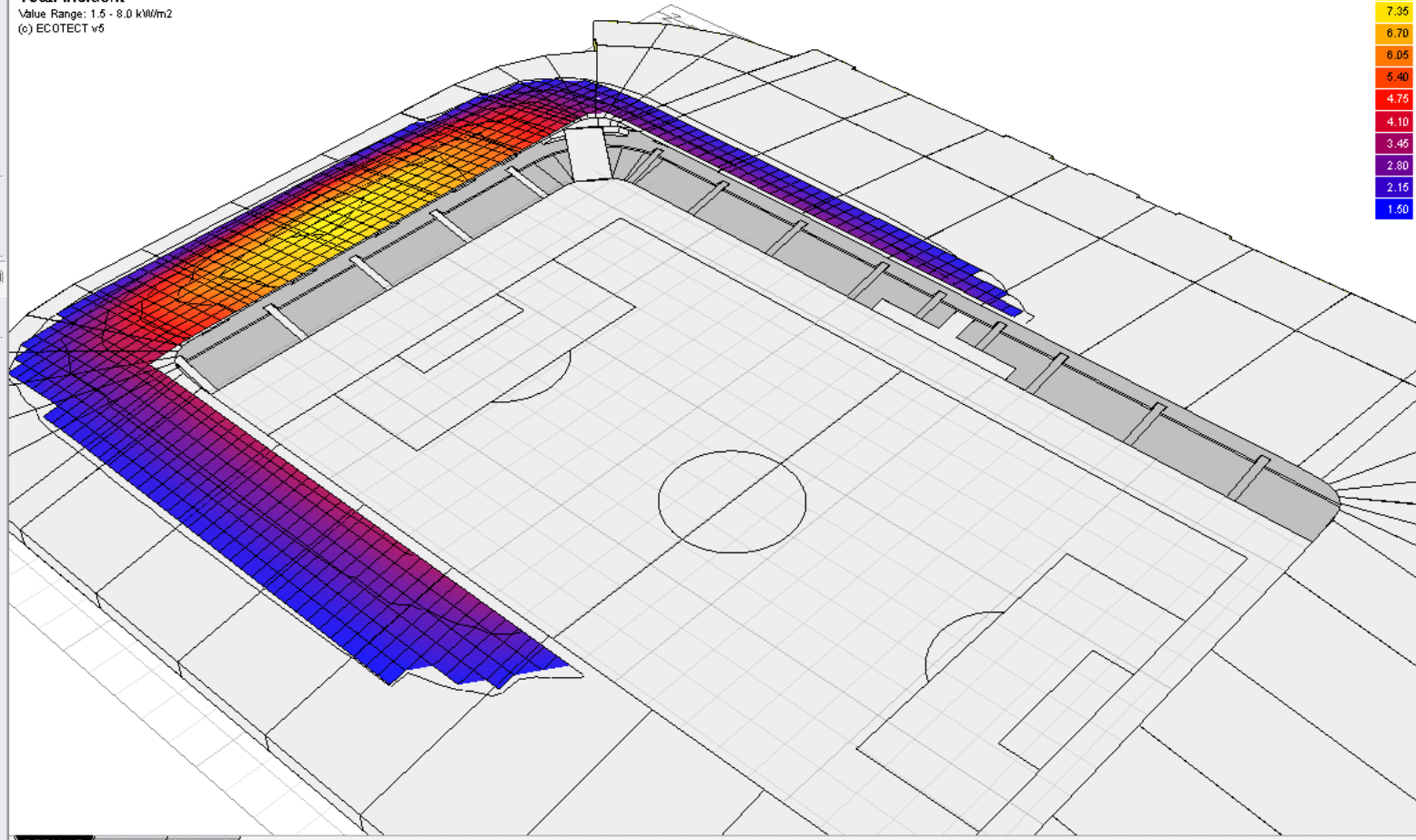


Martin Tamke | Adjunct Professor | CITA | Royal Danish Academy of Fine Arts | Copenhagen



Tools. GenerativeComponents

Analysis Grid
Total Incident
Value Range: 1.5 - 8.0 kW/m2
(c) ECOTECT v5



Visualisation Settings

BASIC SETTINGS

Foreground Background

Default OpenGL Sets

SURFACE DISPLAY

- Display Surfaces
 - Background Colour
 - Foreground Colour
 - Material Colour
 - Zone Colour
- Disable Depth Buffer
- Front-Face Culling

OUTLINE DISPLAY

- Display Outlines
 - Background Colour
 - Foreground Colour
 - Material Colour
 - Zone Colour
- Scale Lines to View
- Anti-Alias Lines

Outline Width: 1.0


SKETCHINESS

- Sketchy Lines
 - Jitter: 1200.0
 - Line Multiplier: 1
 - Re-Seed Jitter Function
- Segment Lines
 - Length: 25000.0
- Extend Line Ends
 - Length: 2500.0

TRANSPARENCY

- Make Transparent
- Automatically Apply Changes

Apply Changes



Tools. Lasercutter



Tools. 3d printer (project by Ivar Hegheim, Rasmus Moeller, Ion Andersen in CITA workshop 2007)



Site






Research & Development

Knowledge transfer programmes ensures this knowledge is available throughout the practice.

COLLABORATIONS

Aedas has established links with universities, consultants and organisations to develop collaborative partnerships, sponsor promising students, and further our R and D activities. In collaboration with the Building Research Establishment, Aedas were appointed by the Department of Education Skills (UK) to provide R and D project management services to the department.



>> Research and Development projects

>> Research & Development contact: David Fund - HK Michael Fowler - HK
Brian Johnson - Manchester, Christian Derix - London Judit Kimplan - London

cdmb architects

Login

[Home](#)

[Projects](#)

[Studio](#)

[Tools](#)

[Sitemap](#)

11.2008 upcoming

Paris (France)

The *Art-en-Capital* exhibit at the Grand Palais in Paris and the *Univers des Arts* catalog feature **La Mine Verte du Désert**, a.k.a. the **Green Desert Mine**

08.2008

Taipei (Taiwan)

Creative City, Berlin Contemporary

Selected projects



06.2008

Moscow (Russia)

Parametric Design Consulting

Christophe Barlieb | cdmb | Berlin



Volker Mueller | Bentley Exton USA



19.- 23.11 – Stage 1 – warmup

Wednesday 19.11 14.00h Auditorium C4
Friday 21.11 9.00h Auditorium C4

24.- 25.11 – Stage 2 - workshop

Start each day: 9.00h (usually with Intro tutorial in the morning)
Pinup: 18.00h each day



26. November 15.30h - Practice Report: Digital Formfinding and the sustainable agenda

26.- 30. November – Stage 3 – workshop

Start each day: 9.00h (usually with Intro tutorial in the morning)
Pinup: 18.00h each day

30. November 15.00h – Final presentation

Workshop schedule



Mette Ramsgard Thomsen
 Martin Tamke
 Frank Bundgaard
 Henrik Jensen
 Lars Klint
 Per Møldrup
 Ture Wester

PhD Students
 Norbert Palz
 Peter Bertram
 Morten Meldgaard

research assistant
 Karin Bech

intern
 Kristine Agergaard Jensen

Martin Tamke, Adjunct Professor
martin.tamke@karch.dk